

Join the Club

Preparing Your Heart to Teach Session 1:

Why do you think the Bible tells children eight times to honor their parents? It's even one of the Ten Commandments. Exodus 20:12 says, "Honor your father and mother." Obviously God thinks honor is a pretty important thing for children to learn. But honor isn't just for kids. The Bible uses the term honor over 200 times and encourages it in all relationships.

Did you learn honor in your own family as you were growing up? Some families have a greater ability to teach it than others. Whether your parents were able to teach you about honor or not, over the years you've probably learned that honoring others is one of the secrets to good relationships.

What makes an employee valuable? It's not just that he can do his job right. It's because he adds something more. His good attitude is contagious. He can see what needs to be done without being asked. He's an encourager. That's honor. The employer who finds a worker like that has found a treasure.

What makes a student stand above the rest? She doesn't just turn her paper in on time, but when the teacher looks at it he says, "Wow, this student did more than what's expected. I'll give her an A." Doing more than the bare minimum is honor.

The concept of honor helps children get along better in their families, but it will eventually help them to become successful employees, better students, better friends, and of course they'll carry these ideas into their own families when they get older.

As you teach this lesson, don't be surprised if you become more motivated to honor others yourself. Honor works. It changes people and strengthens relationships.

What Children Learn in Session 1:

Children are introduced to honor and its definition through a craft and activity. The idea of joining a club attracts children to the reality that some people choose to join in with honor and others don't. Special attention is then given to the fact that honor starts with learning how to treat people as special.

The Bible story of Mary's special gift of perfume for Jesus and the Bible verse,

...honor means treating people as special, doing more than what's expected, and having a good attitude.

Romans 12:10, communicate how important honor is to God. Children then get to play a fun game that evaluates different kinds of speech in order to practice looking for honor in life. The session ends with a brainstorming time to think of ways to treat family members as special this week.

A Summary of the Video Session 1:

The concept of honor is introduced with a practical definition. **Honor means treating people as special, doing more than what's expected, and having a good attitude.** Parents are given specific suggestions for teaching children how to treat people as special. The session includes a story of how Scott's son, Josh, honored him with a special meal. Ephesians 6:2-3 is used. A spiritual application concludes this session asking people to consider their relationship with God as their Heavenly Father.

Read Along in the Book, "Say Goodbye to Whining, Complaining, and Bad Attitudes... In You and Your Kids":

Pages 13-20 and 46-49 introduce the concept of honor and emphasize the part of the honor definition that teaches children to treat people as special.

Session 1

Welcoming Activity

5-10 minutes

What children first experience when they walk into the room is important. Consider things like music, decorations, and a friendly greeting. Welcome them to the Honor Club. Invite them over to a table and encourage them to decorate a badge and a sign that say, "I'm a Member of the Honor Club." Patterns are available at the end of this lesson. Children can wear the badge by punching a hole in the top and hanging it around the neck with yarn, or by putting tape on the back and sticking it to their shirt. Children can take the badges home at the end of the session. You may choose to make special ones that they wear only while they are at the Honor Club.

Bible Story with Application:

Read John 12:1-8 and use what you learn and some of the ideas that follow to tell the story to the children.

Once there was a woman who had some very expensive perfume. It was worth a lot of money. Maybe she even saved for a whole year to buy it. The story comes from the Bible in the gospel of John.

Jesus' friends had a special dinner just to honor him. Martha, Mary, and Lazarus each honored Jesus in a different way. Lazarus sat and talked with Jesus, Martha served the meal, and Mary gave Jesus a special gift.

Mary wanted to show Jesus how much she loved him so she put the special perfume right on his feet. I'll bet he had the sweetest smelling feet in the whole town, don't you think? Mary wanted Jesus to know how important he was to her. She was treating him as special. She was treating him with honor.



Together Time

15-20 minutes


Use the thoughts and ideas below along with your own thoughts and the Bible to dialogue with the children and help them understand that honor means treating people as special.

Introduction:

As the children gather together, talk about the honor badges that they are wearing. Notice how they are decorated and praise children for their creativity.

Object Lesson:

Bring a bottle of perfume and spray a little in the air and ask children what it smells like. Do you like that smell? Why do people wear perfume? Because they want to feel special. Enjoy the perfume and offer to put a little on each child or have a couple different kinds for children to smell.



That's the name of our club, the Honor Club. Do you know why we call it that? It's because we're going to look for ways to treat people as special. That's what honor does. In fact, we say that honor does three things. It treats people as special, does more than what's expected, and it has a good attitude. We'll be looking at the other parts of the

honor definition in other times together but today we want to talk about ways to treat people as special.

Just like Mary, Martha, and Lazarus each found a different way to show honor to Jesus, you can think of fun ways to do the same thing in your family. What is one special thing that your dad does for you? What is one special thing that your mom does for you? How does that make you feel? When Mom or Dad takes you out to McDonald's or makes you pancakes for breakfast, that's treating you as special. What are some other things that Mom or Dad does to make you feel special? Are there some things that you can do to make other people feel special?

How do you think Jesus felt when Mary put the perfume on his feet? Imagine the perfume filling up the whole room. When we show honor it makes everyone feel good. But one man there didn't like the honor gift. The Bible tells us that he was a thief. His name was Judas and he had a problem in his heart so he didn't like the honor

that was happening at that dinner.

Some people aren't able to be part of the Honor Club because they have some problems in their hearts. God wants us to get right with him and then to also show honor to others. One verse in the Bible tells us that honor is everyone's job. It's our special verse for today.

We're going to do a lot of things to show honor in this club but we each have to put honor in our own heart. It's not good enough to wear a badge. Honor isn't just something on the outside. It's something in our hearts.

Bible Verse:

Romans 12:10 "Be devoted to one another in brotherly love. Honor one another above yourselves."

Prayer:

Lord, thank you for the Bible and the stories in it. Help us to join the Honor Club in our hearts where only you can see. Amen.




Craft and Activity Time

15-20 minutes

Fishing for Honor

Supplies:

- One unsharpened pencil for each student
- A piece of yarn about two feet long for each child
- A 1/2 inch button magnet for each child
- Photocopy of fish onto card stock (see the pattern at the end of this chapter)



Preparation:

Attach a magnet to a piece of yarn for each child. Hint: Wrap the string around the magnet a few times and then use a glue gun to put a dab of glue to hold in place. Or, wrap the magnet in a small piece of tissue paper and tie the yarn around the loose ends of the tissue paper that are bunched up on top and secure with a dab of glue. For younger children you may want to cut out the fish. Older kids can cut out their own fish as part of the activity.

Give children three fish to color, each one having a different part of the honor definition. You'll want to tie the strings to the "pole" for the

Session 1

younger children. The older kids can fasten their own string to the pole. Each fish needs a paper clip fastened through the hole.

Activity


Create a "fish pond" by placing the decorated fish on the table or floor with children in groups of three or four. Children enjoy "catching" the fish with the magnet. You might start by letting them play while you talk about the honor definition. Then you could try one or more of these ideas:

- Children must catch one of each but only one of each.
- Children must catch

one of each but all on the same pole. If they catch more than one of a kind, they must throw them all back and try again.

- Children keep playing until they have caught one of each.
- Children take turns fishing, watching each other catch fish.

While children are playing with this activity remind them about the Bible verse. You might say things like, "Our Bible verse today says, 'Honor one another above yourselves.' What are some ways we can show honor. They're written right on the fish." Have children leave their fishing poles and fish on the side of the room where they can retrieve them later so that they won't be distracted by them as they continue with the activities.



Game

15-20 minutes

"Whoops and Aaah" game. Tell children that words can be honoring or dishonoring. Read each of the following statements asking children to respond by saying either "Whoops!" or "Aaah."

- Your shirt looks ugly.**
- I don't want you to play with me.**
- I like you.**
- Would you like to share my markers?**
- I want the first piece.**
- You can't have any.**
- Thank you for sharing that with me.**
- I'm the fastest runner in this room.**
- You can't do it right.**
- I like that dress.**
- No, I don't want to share.**

Have children think of some other "Whoops" and "Aaah" statements. Ask them for ideas.

To help you might give some situations such as these. Brainstorm both honoring and dishonoring statements, have the group respond with a "Whoops" or "Aaah" to each suggestion.

- If you want a snack, you might go into the kitchen and say, _____.
- If someone has taken your seat you might say, _____.
- If someone trips and falls you might say, _____.
- If you make a mistake you might say, _____.
- If someone does something nice for you, you might say, _____.
- If Mom tells you to pick up the toys, you might say, _____.

Here is a suggested dialogue to use as part of the "Whoops" and "Aaah" game. You might read this story and pause for children to respond, or, with

older children, you might photocopy this page and choose two people to each say a part and others to respond to what they hear.

Matthew: Hey Susan. I really like that picture you drew. You're a good artist.

Susan: Well, it's about time you said something nice about me. (sarcasm)

Matthew: I say nice things all the time. You just don't listen. (arguing)

Susan: I'm sorry, that really was something nice for you to say to me. Will you forgive me?

Matthew: Yes, I forgive you.

Matthew: Did you like the story I told in Sunday

School today? I'm a great storyteller. In fact, I'm good at everything I do. (boasting)

Susan: Well, you really are good at telling stories.

Matthew: Yeah but then I had to help the teacher clean up after craft time. What a mess! (complaining)

Susan: I like to help our teacher. I never complain. (boasting)

Matthew: Well, you are a good helper.

Susan: Thanks Matthew, you're a good friend.



Snack

5-10 minutes

Bake some homemade cookies, cupcakes, or other special treat and talk about how you wanted to honor the children by treating them as special. Bring out the treats and talk about the delight you see on children's faces. Use the opportunity to talk about their favorite foods that Dad makes or Mom makes and how Dad and Mom treat them as special by buying or cooking these things.

Review and Close

5-10 minutes

Ask children to repeat the honor definition. See who can say all three parts. Ask children for ways that they might treat someone as special in their family. Who will you try to treat as special this week? What are some ways you can do that? You might suggest some of the following:

When someone does something nice to honor you like making a meal or taking you somewhere, you can honor them by saying thank you. You can treat someone as special by giving a hug or a smile. You can say, "I love you." You might do something nice to surprise Mom or Dad. Ask children for some ideas for showing parents or siblings that they are special.

Welcome children again to the Honor Club and tell them you'll be eager to hear back next time how they're doing at showing honor to others. Pray and ask God to remind us all to show honor this week.

Session 1

Instructions:

Photocopy this page onto heavy paper or card stock and use it according to the instructions in this lesson.

